

What Do I Owe?

Finding Your Student Bill & Payments via ACES

1. Log into ACES at <https://aces.alamo.edu> using your Username and Password:



Sign in to your account

Sign in

Former Students and Employees Log-in To ACES Instructions

1. If you remember your User ID and password, log-in to ACES in the spaces indicated in the Secure Access Box.
2. If you still cannot log-in to ACES, call the Help Desk at 210-485-0555.
3. Once you have signed in to ACES, click the link for Web Services located on the bottom left-hand side of the Home Tab page.

2. Select the 'Student' option from the left grey sidebar menu:

The screenshot shows the Alamo GPS website interface. On the left is a dark grey sidebar menu with the Alamo Colleges District logo at the top. The menu items are: Home (with a house icon), Start Here (with a location pin icon), Student (with a graduation cap icon and highlighted by a red box), My Courses (with a wrench icon), My Page (with a folder icon), Employee (with a person icon), and My Library (with a book icon). The main content area has a white background with the heading "Home" and a breadcrumb "Home Community / Home". Below this is a large white box titled "Alamo GPS" with the subtitle "Alamo GPS - Track Your Progress" and the slogan "Goal + Plan = Success". The Alamo GPS logo features a graduation cap over a compass rose. Below the logo, there is a notice: "Alamo GPS will be unavailable every Sunday from 1 a.m. to 2 a.m. for scheduled maintenance." and a list of supported browsers: "Browsers that are supported by GPS are Firefox and Chrome."

3. Select the 'Web Services' option in the Student Self Services box:

ALAMO COLLEGES DISTRICT

Student

Home Community / Student

Home

Start Here

Student


My Courses

My Page

Employee

My Library

Registration



Within the Registration portal, you can:

- Look up classes
- Register for classes
- View course schedule
- Prepare for registration
- Review degree plan
- Registration opens each April for the following academic year. Learn more about registering for the full academic year at alamo.edu/FAYR

Want more info on how to Register? Click here to watch a tutorial: [Click Here](#)

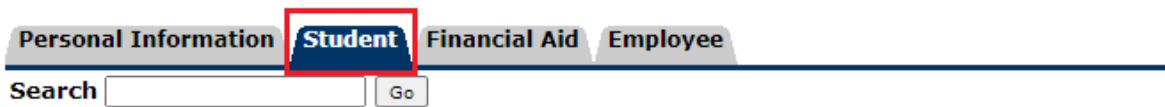
Need to withdraw from classes? [Click Here](#)

Student Self Serv...

Web Services

Register for courses, search the course catalog,

4. Select the 'Student' tab and then click on the 'Student Account' option from the list shown:



Student

Registration

Check your registration status, class schedule and add or drop classes

Student Records

View your holds, Enrollment Verifications, Request Transcript, Apply to Graduate, Bacterial Meningitis Vaccination Information

Student Account

View your account summaries and statement/payment history

AlamoSCHEDULER New!!!

Create the perfect class schedule.

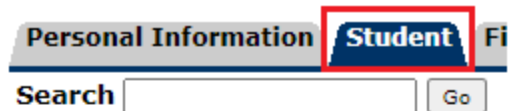
My Mission Statement

Click here to create and view your Mission Statement

View Email Password

Returning Students Application

5. Select the 'Account Summary' option from second list shown:



Student Account

Account Summary

Make A Payment

Account Summary by Term


Account Detail for Term

Statement and Payment History

View Holds

6. On 'Account Summary' view the following totals at the bottom of the page:
- **Charges:** Total charges owed to Alamo Colleges District for tuition, fees, or other direct educational costs.
 - **Credits and Payments:** Total payments that you, Financial Aid, or a third party have made to cover your charges.
 - **Account Balance:** Total remaining after your payments have been applied toward your charges.
 - If the balance is \$0, your charges have been covered and you do not owe any money.
 - If there is an amount greater than \$0, you still owe a balance and payment must be made.
 - If there is a negative amount, a refund will be issued to you shortly from the Business Office as your payments exceeded the amount you owed.

Account Summary

 Review summarized charges and payments to your account. Anticipated third party contract payments, financial aid payments, and memo items are NOT included in this summary. Any unpaid tuition & fee balance may result in all your courses being dropped.

Summary

Account Balance:

\$0.00

Detail Code	Description	Charge	Payment	Balance
1FSA	SAC Student Activity Fee	\$	\$	\$
1TDX	SAC In-District Tuition	\$	\$	\$

Charges:	TOTAL			
Credits and Payments:		TOTAL		
Account Balance:				TOTAL