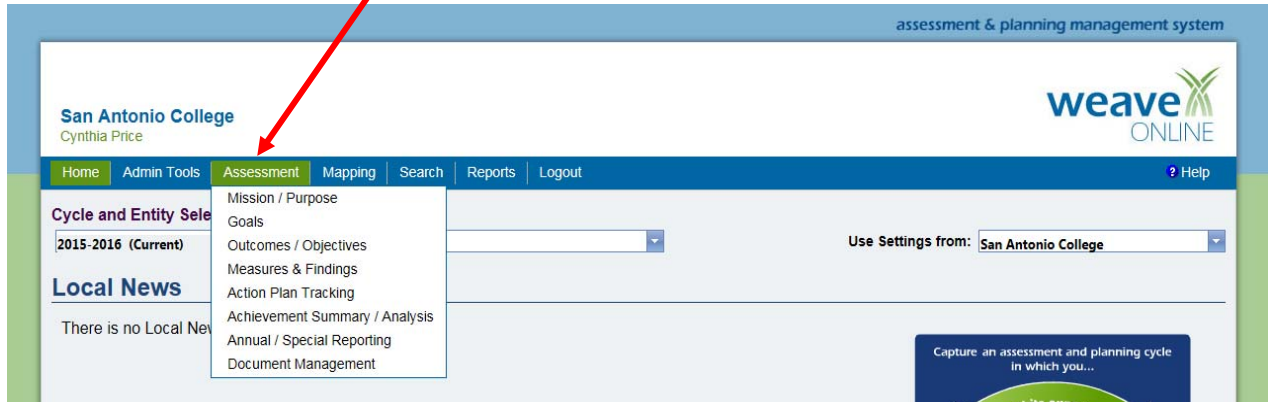


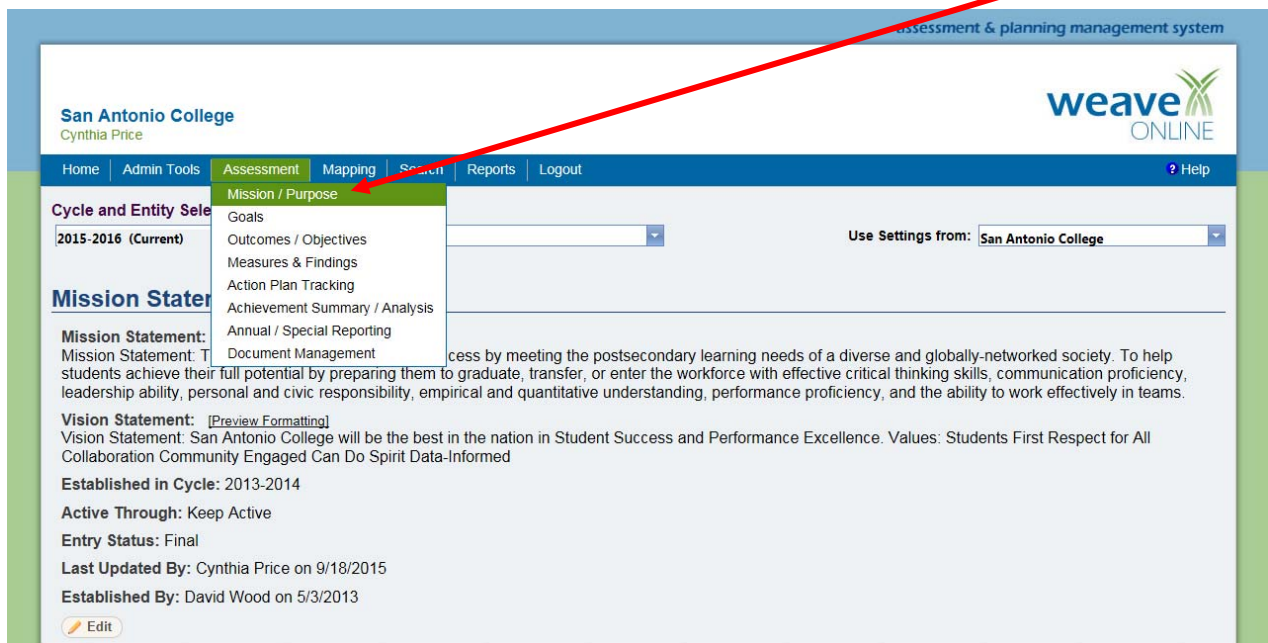
WEAVE Online

ABOUT THE ASSESSMENT TAB

The Assessment tab displays a drop down menu that includes all the areas necessary for assessment data entry.



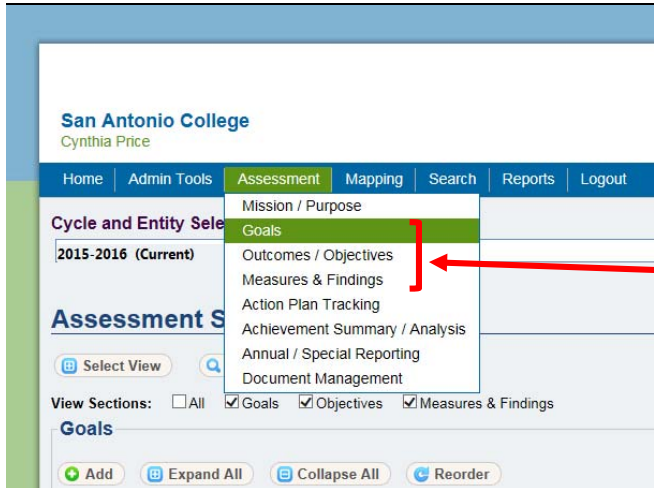
Working from top to bottom, the first step in adding assessment data is the Mission/Purpose Section.



Look at the Mission/Purpose tutorial for step by step directions on how to enter or revise a mission/purpose statement found on the IPPE webpage. <http://www.alamo.edu/sac/IPPE>

WEAVE Online

Annual planning is entered in the **Assessment Summary Page**. The Assessment Summary page is where you will enter the majority of your annual planning data which include **Goals, Outcomes/Objectives, Measures, Targets and Findings**. Action Plans can also be added within the **Measures & Findings** section as well as added and tracked from within the Action Plan Tracking section.



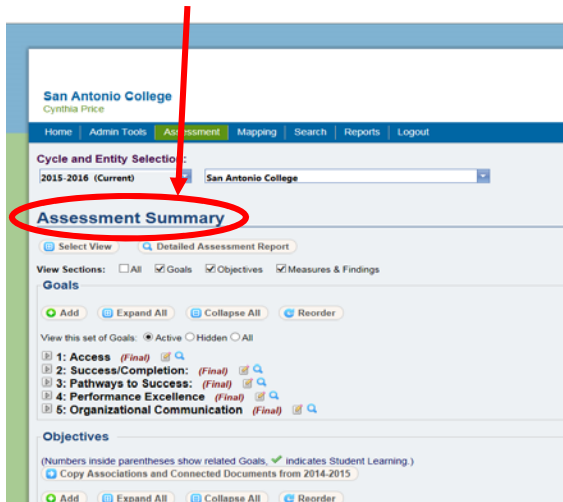
The screenshot shows the WEAVE Online interface for San Antonio College. The 'Assessment' tab is selected in the top navigation bar. A dropdown menu is open under the 'Assessment' tab, showing options: Mission / Purpose, Goals, Outcomes / Objectives, Measures & Findings, Action Plan Tracking, Achievement Summary / Analysis, Annual / Special Reporting, and Document Management. A red bracket highlights the 'Goals', 'Outcomes / Objectives', and 'Measures & Findings' options. A red arrow points from the text on the right to this bracket.

The **Assessment Summary** page is accessed by selecting either:

- Goals
- Outcomes/Objectives, or
- Measures & Findings

from the Assessment tab.

The Assessment Summary Page



The screenshot shows the WEAVE Online Assessment Summary page. The 'Assessment Summary' link in the left sidebar is circled in red. A red arrow points from the 'Assessment Summary' link in the sidebar to the 'Assessment Summary' link in the top navigation bar. The page displays the 'Assessment Summary' section with a list of goals and objectives, including '1: Access (Final)', '2: Success/Completion: (Final)', '3: Pathways to Success: (Final)', '4: Performance Excellence (Final)', and '5: Organizational Communication (Final)'. The page also includes a 'View Sections' section with checkboxes for 'All', 'Goals', 'Objectives', and 'Measures & Findings'.

For step-by-step directions on how to enter **Goals, Outcomes/Objectives, Measure & Findings** look at the individual tutorials for each on the IPPE web page. <http://www.alamo.edu/sac/IPPE>

WEAVE Online

Assessment results and findings (close out of Outcomes/Objectives) are entered in **Findings** and **Action Plan Tracking**. Findings are entered within the **Measures and Findings** section found on the **Assessment Summary** page. Before you can enter a **Findings**, you must enter **Targets**. **Targets** are also found within the **Measures and Findings** section.

The screenshot shows the WEAVE Online interface for San Antonio College. The top navigation bar includes links for Home, Admin Tools, Assessment, Mapping, Search, Reports, and Logout. The 'Assessment' tab is selected. Below the navigation bar, the 'Cycle and Entity Selection' section shows '2015-2016 (Current)' and 'San Antonio College'. The 'Assessment Summary' link is circled in red. The 'View Sections' section shows checkboxes for All, Goals, Objectives, and Measures & Findings, with 'Measures & Findings' selected. The 'Measures & Findings' section is highlighted with a red box and an arrow pointing to it from a label 'Measures & Findings Section'. Below this, a list of measures is shown, including '1: Gender Gap', '2: Ethnicity Gap', '3: Fall PGR', '4: GPA After Transfer', '5: In-Course Retention', and '6: Total Graduates'. The 'Targets and Findings' section is highlighted with a red box and an arrow pointing to it from a label 'Target and Findings Section'. Below this, a list of targets is shown, including '5: Graduation'. The 'Findings' section is highlighted with a red box and an arrow pointing to it from a label 'Findings Section'. The 'Findings' section contains text about the '2014-2015' cycle and a 'Target Met' status.

San Antonio College
Cynthia Price

Home | Admin Tools | **Assessment** | Mapping | Search | Reports | Logout

Cycle and Entity Selection:
2015-2016 (Current) | San Antonio College

Assessment Summary

Select View | Detailed Assessment Report

View Sections: ☐ All ☒ Goals ☒ Objectives ☒ Measures & Findings

Measures & Findings

(Numbers inside parentheses show related Objectives.) Toggle triangles to add/edit Target, Findings, or Action Plan.

Add Measure | Expand All | Collapse All | Reorder

1: Gender Gap (Obj:1) (Final) | 2: Ethnicity Gap (Obj:2) (Final) | 3: Fall PGR (Obj:3) (Final) | 4: GPA After Transfer (Obj:3) (Final) | 5: In-Course Retention (Obj:4) (Final) | 6: Total Graduates (Obj:5) (Final)

Total Number of Awards FY 2006 1,451 FY 2007 1,490 FY 2008 1,601 FY 2009 1,836 FY 2010 1,995 FY 2011 1,870 FY 2012 2,533 FY 2013 2,495 FY2014 3,036 Source: IRES KPIs / KPI Measures-and-Targets-Database, Item #100 [Preview Formatting]

Source of Evidence: External Report - External report
Established in Cycle: 2013-2014
Active Through: Keep Active
Entry Status: Final
Last Updated By: Savithra Eratne on 8/3/2015
Established By: David Wood on 5/3/2013

Edit Measure

Targets and Findings:

5: Graduation

Target (Final) [Preview Formatting]

By the end of FY 2015, San Antonio College will increase the number of degrees and certificates awarded to 3,000.
Established in Cycle: 2014-2015
Active Through: Keep Active
Last Updated by Cynthia Price on 9/18/2015 Established by Cynthia Price on 9/18/2015

Edit Target | Add Finding

Findings:

2014-2015 Assessment Summary / Findings

Target Met
There has been a consistent trend upward. We can no longer base future predictions on 2014 count because of the following: Changes in Continuing Education division. Is now a distinct entity. 5 year data for Continuing Education certifications all added during 2014. For 2015-2016, we will need to determine how to identify when and what changes have occurred to how we count degrees and certificates. [Preview Formatting]
Established by Cynthia Price on 9/18/2015

Related Action Plan(s)
Advising Plan 2013-2014
Enhance Technology to Track Transfer Cohort 2013-2014

Session Timeout

As you work within WEAVE, please remember to save often. If your application has been idle (you have not navigated between pages or pressed "save") for 70 minutes a popup box will begin a countdown of 20 minutes until an automatic session timeout. If you do not extend your session, you will be logged out of the application and will lose any unsaved work.

For step-by-step directions on how to enter **Goals, Outcomes/Objectives, Measure & Findings** look at the individual tutorials for each on the IPPE web page. <http://www.alamo.edu/sac/IPPE>